




Vocabulary/Listening


1) Match the pictures and words:


a)
 Monday
 Tuesday
 Wednesday
 ...


b) 


c) 


d) 

e) 

f) 

g) 

h) 


i) 


j)
 2009
 2010
 2011
 ...

days	flower	green	rain	read
tree	snow	white	write	years


2) Complete the Christmas crossword:

¹
D _ c _ m _ _ r

2 

3 

4 



1

2

3


4


5


6


7

8

5 

6 

7 

8 

Artist/Song: Bing Crosby/White Christmas

Vocabulary/Listening

This lesson introduces some new vocabulary with a Christmas theme and practises listening for detail with a popular Christmas song.

- 1) After handing out the worksheets, demonstrate that students should cover everything under the pictures in question 1. Then give students a chance to look at the pictures and try to guess the words. Finally tell students to uncover the worksheets and write the correct letter beside each word.

Students can then test each other by re-covering the box of words and asking their partner "What's this?" as they point to one of the pictures. (Make sure you drill the question and model the exercise yourself to the whole class first).

Finally you can practise as a class; students asking each other "What's *a*?" or "What's *h*?" For more confident students you could increase the challenge by asking them to turn their worksheets over, so they also have to remember which picture was which!

- 2) Ask students to turn their worksheets over, then hand out the cut up words (SEE PAGE 3) – one set for each pair of students. Tell them to put the words in (logical) pairs. Elicit one from the class as an example: E.g. Hold up the word *rain* and ask them which one matches (*snow*).

Answers: white/green; days/years; snow/rain; read/write; flower/tree

Now tell the class you're going to play a song. They should listen and pick out which of each pair of words they hear in the song.

Answers: white; tree; snow; days; write

- 3) Students work in pairs or small groups to complete the Christmas crossword.

Answers:

1) December; **2)** Christmas tree; **3)** present; **4)** star; **5)** snowman; **6)** Santa; **7)** lights; **8)** turkey

CUT UP EACH SET INTO INDIVIDUAL WORDS AND DISTRIBUTE TO PAIRS OF STUDENTS - SEE EXERCISE 2

days	flower	green	rain	read
tree	snow	white	write	years

days	flower	green	rain	read
tree	snow	white	write	years

days	flower	green	rain	read
tree	snow	white	write	years

days	flower	green	rain	read
tree	snow	white	write	years

days	flower	green	rain	read
tree	snow	white	write	years

days	flower	green	rain	read
tree	snow	white	write	years