

**Preposiciones para indicar relaciones espaciales**  
*Prepositions Of Location*

**La sala**



- el cuadro
- el sofá
- la mesita de sala
- la alfombra

Los cuadros están **sobre** el sofá.

El sofá está **debajo de** los cuadros.

La mesita de sala está **en** la alfombra.

La alfombra está **debajo de** la mesita de sala.

**El estudio/La oficina**



- la lámpara
- el ordenador
- la agenda
- el bolígrafo

La lámpara está **a la izquierda del** ordenador.

El ordenador está **a la derecha de** la lámpara.

La agenda está **al lado del** bolígrafo.

El bolígrafo está **al lado de** la agenda.

**El dormitorio**



- la puerta
- la silla
- las almohadas
- la mesilla de noche
- la cama

La puerta está **detrás de** la silla.

La silla está **delante de** la puerta.

Las almohadas están **encima de** la cama.

La cama está **entre** las mesillas de noche.

**Preposiciones para indicar relaciones espaciales**  
*Prepositions Of Location*

<b>Definitions</b>	
<b>English</b>	<b>Spanish</b>
above, over	sobre
behind	detrás de
between	entre
in front of	delante de
next to	al lado de
on	en, sobre, encima de
on top of	encima de
to the left of	a la izquierda de
to the right of	a la derecha de
under	debajo de

**Match the English and Spanish prepositions.**

- |                         |                      |
|-------------------------|----------------------|
| 1. ____ in front of     | a. en                |
| 2. ____ to the left of  | b. detrás de         |
| 3. ____ on              | c. entre             |
| 4. ____ on top of       | d. delante de        |
| 5. ____ to the right of | e. encima de         |
| 6. ____ behind          | f. sobre             |
| 7. ____ between         | g. debajo de         |
| 8. ____ next to         | h. al lado de        |
| 9. ____ above           | i. a la izquierda de |
| 10. ____ under          | j. a la derecha de   |

**Preposiciones para indicar relaciones espaciales**  
*Prepositions Of Location*

Play a game of Achi.

The board game and counters are on pages 4 and 5.


The photos for the game are below.

Directions: The objective of the game is to align the one's counters in a horizontal, vertical, or diagonal row of three. Each student receives 4 colored counters. Cut them out at the bottom of pages 4 and 5. Student B chooses a square where he/she would like to place a counter. Student A asks the question in the square. The questions are about the photos on this page. Student B looks at the photos and then answers the question. If student B answers the question correctly, he/she places a counter in the square. The students take turns doing this until one of them has formed a row of three, or until all of the counters have been placed on the board. If all of the counters are on the board and no one has formed a row of three, the students can move their counters along the lines into an empty spot to continue the game.

La sala



El estudio

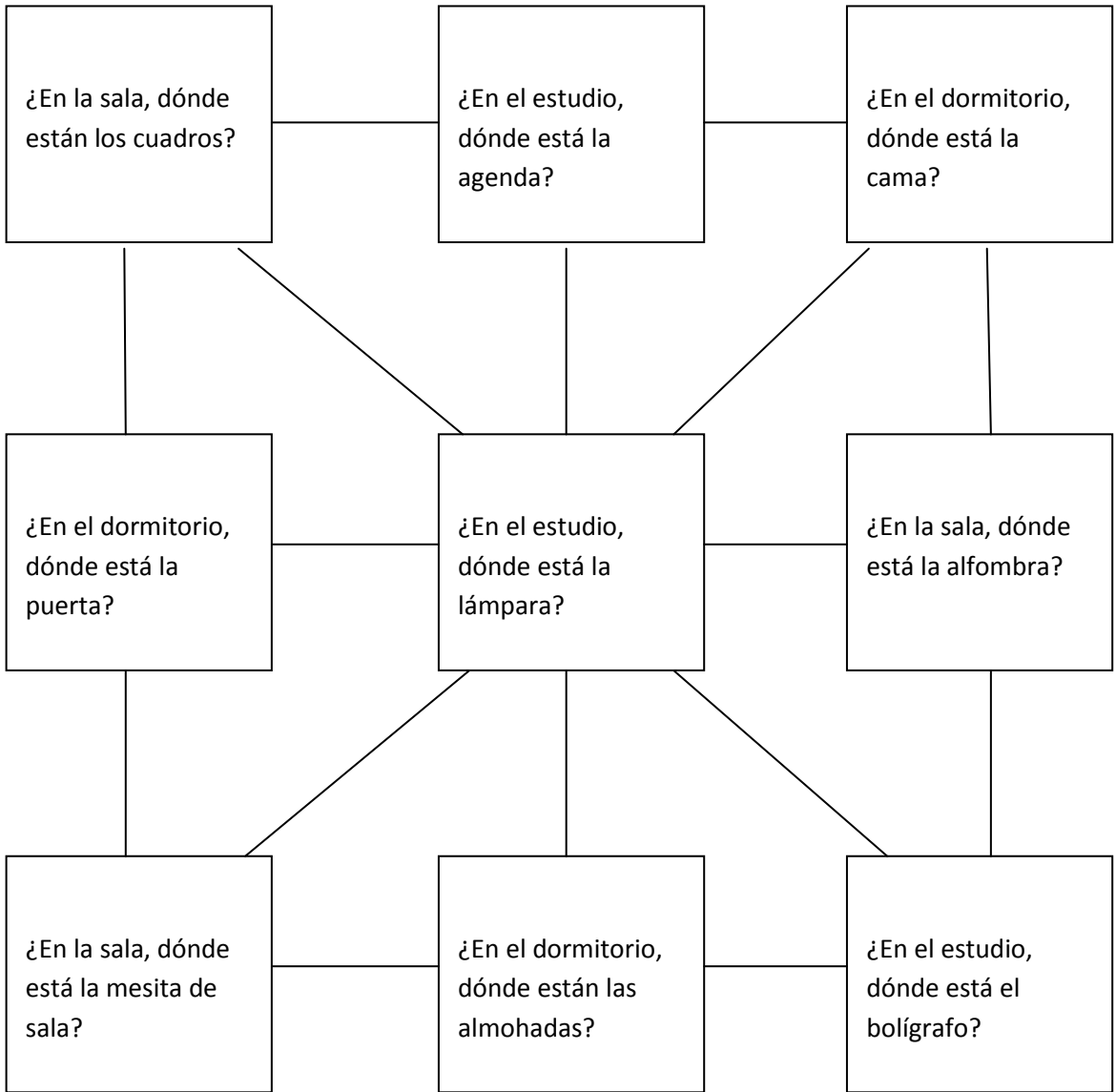


El dormitorio



**Preposiciones para indicar relaciones espaciales**  
*Prepositions Of Location*

Look at the photos on page 3 to answer the questions.



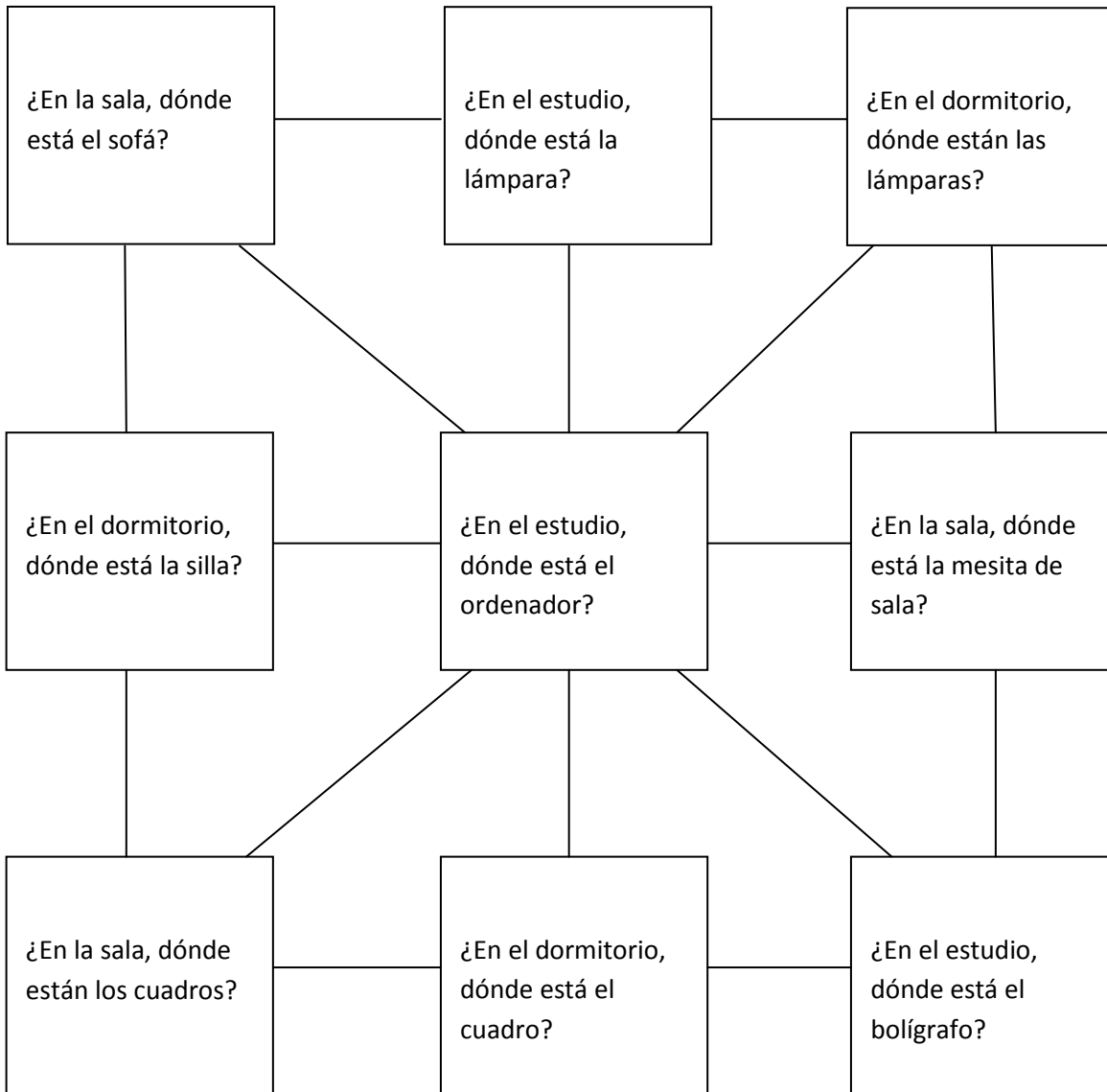
Counters



**Preposiciones para indicar relaciones espaciales**  
*Prepositions Of Location*

Here is a second version of the Achi board game with a few different questions.

Look at the photos on page 3 to answer the questions.



Counters

